

Included in kit: Carry bag (A), Brochure holder (B), Curved header (C), Poster holder (D), Support Poles (E) and Circular base (F)



features & benefits


- Freestanding Literature holder
- Graphic and poster holder fittings
- Brochure holder has adjustable fitting to allow for flexible positioning
- Available in black powdercoated finish
- Quick assembly, breaks down for easy transportation
- Supplied with quality padded carry bag




Take 1st pole and insert end (without holes or pips) into the base




Take the 2nd pole and attach over the first, ensuring that the pips click through



Slide the brochure holder over the support poles, ensure the holder is tilting outwards



When in position, secure the holder to the support poles using the wing nut



If using the curved header, attach onto the top of the support poles until the pips click through



If using the Poster holder, attach onto the top of the support poles. Insert the graphic into the slit provided

hardware specifications	graphic specifications	additional info
<p>Assembled Dimensions (mm): 1180 high x 300 dia approx.</p> <p>Weight: 3kg approx (including carry bag)</p>	<p>Maximum Graphic Dimensions (mm): 420 high x 297 wide (A3) approx</p> <p>Recommended substrate: 3mm thick foam PVC or equivalent</p> <p>Brochure holder pocket Dims (mm): 305 high x 230 wide x 20 deep approx</p>	<p>Included in kit: Brochure holder, Poster holder, Curved header, 2 x Support Poles, Circular base and Carry bag</p> <p>Availability: Steel with black powdercoated finish & plastic base</p>