

Impact Hop-up



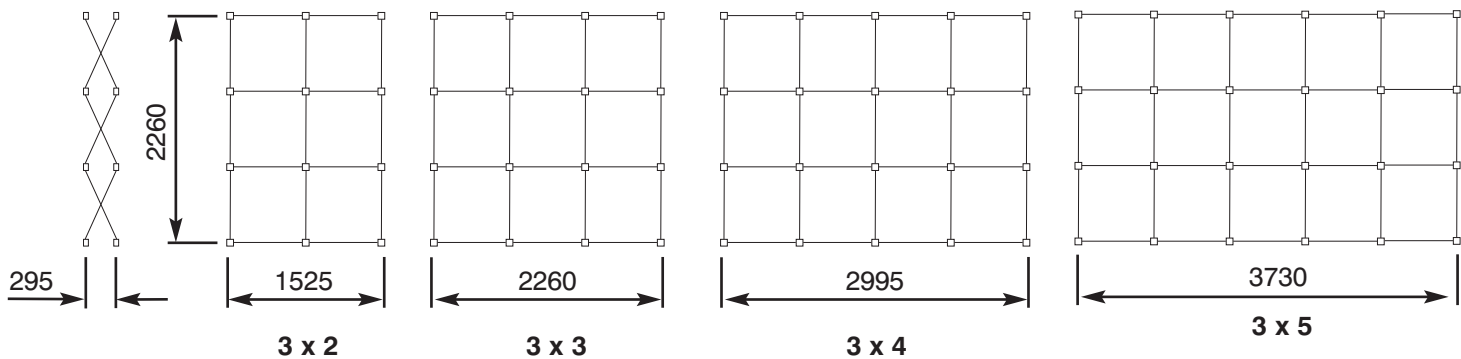
3 x 2 Hop-up

Tension fabric systems are the next generation in large format graphic displays. The Evolution Hop-up is portable and easy to set-up, offering maximum impact with minimal fuss!

features & benefits

- Suitable for indoor use
- Available in 3 x 2, 3 x 3 x 4 and 3 x 5 straight formats
- Fabric graphic remains attached to the expanding Hop-up frame
- Quality anodised frame
- Very fast assembly
- Optional stabilising feet are available
- Optional lighting accessories PS250, PS750, and PS1000

Frame dimensions (NB see templates for graphic details)



All dimensions are in mm and are approximate

hardware specifications	graphic specifications	additional information
<p>Overall assembled dimensions (mm):</p> <p>3 x 2 Straight Hop-up 2260 (h) x 1525 (w) x 295 (d) approx Weight: 5.75kg approx</p> <p>3 x 3 Straight Hop-up 2260 (h) x 2260 (w) x 295 (d) approx Weight: 7.75kg approx</p> <p>3 x 4 Straight Hop-up 2260 (h) x 2995 (w) x 295 (d) approx Weight: 10.25kg approx</p> <p>3 x 5 Straight Hop-up 2260 (h) x 3730 (w) x 295 (d) approx Weight: 12.75kg approx</p>	<p>Recommended substrate: Textile fabric with a high polyester content with significant elastane element in the weave to ensure stretch.</p> <p>Recommended print process: Dye-sublimation printing</p> <p>Visible size and graphic dimensions: Refer to graphic template</p>	<p>Recommended accessories:</p> <p>HUB-001 Wheeled carry bag suitable for carrying one 3 x 4 Hop-up including graphics.</p> <p>ES507 Stabilising feet (supplied in pairs)</p> <p>AG721 50mm wide x 25m roll Loop fastener (non adhesive backed)</p>

Assembly Instructions




Hold the frame vertically and begin to expand outwards.




Continue to expand the frame until the graphic image appears.



Push the frame tubes together to fully extend the system.



Push fit together each pair of locking arms. Repeat for all the remaining arms.



Wrap both vertical graphic ends tightly around the frame and fasten using hook & loop fastener.

NB The Hop-up frame may also be assembled flat on the floor if space allows and then stood upright.