






# Small Premier A-Board Artwork Template

Artwork guidelines - PLEASE READ
• Must be supplied in <b>CMYK</b> .
• <b>Embed</b> all images.
• All fonts must be converted to <b>outlines</b> .
• Resolution must be <b>300dpi</b> .
• Supply artwork as high resolution <b>PDF</b> or <b>Illustrator file</b> .
• Specify <b>Pantone</b> colours for <b>screen print</b> .
• Convert all spot colours to process <b>CMYK</b> for <b>digital print</b> . (Pantone matching cannot be guaranteed)
• Set artwork at <b>100%</b> scale.



Template guidelines - PLEASE READ	
	The <b>Black</b> keyline = Finished cut size of the product before assembly.
	The <b>Red</b> keyline = Screen print maximum coverage area.
	The <b>Pink</b> keyline = Your background must extend to this line.
	The <b>Purple</b> block = This area is hidden once the product is assembled.